














 mas... 2 Branches 97 Tags 

Go to file <> Code ...

 budtmo Updated appium-docker-android image ✓ 5688826 · 3 months ago 651 Commits

 .github	Added Android 14 in pipeline	last year
 cli	[pip] Bump coverage from 7.5.4 to 7.6.1	4 months ago
 docker	Updated appium-docker-android image	3 months ago
 documentations	Updated documentation	15 days ago
 example/genymotion	Big restructuring by moving to python	last year
 images	Resized the image	last year
 mixins	Big restructuring by moving to python	last year
 .dockerignore	Big restructuring by moving to python	last year
 .gitignore	Big restructuring by moving to python	last year
 LICENSE.md	Big restructuring by moving to python	last year
 MAINTAINERS.md	Big restructuring by moving to python	last year
 README.md	Update README.md	5 months ago
 app.sh	Added Android 14	last year

 README

 License



paypal donate PRs welcome codecov 67% chat on gitter release v2.11.4-p0

Docker-Android is a docker image built to be used for everything related to Android. It can be used for Application development and testing (native, web and hybrid-app).

Advantages of using this project

- Emulator with different device profile and skins, such as Samsung Galaxy S6, LG Nexus 4, HTC Nexus One and more.
- Support vnc to be able to see what happen inside docker container
- Support log sharing feature where all logs can be accessed from web-UI
- Ability to control emulator from outside container by using adb connect
- Integrated with other cloud solutions, e.g. [Genymotion Cloud](#)
- It can be used to build Android project
- It can be used to run unit and UI-Test with different test-frameworks, e.g. Appium, Espresso, etc.

List of Docker-Images

Android	API	Image with latest release version	Image with specific release version
9.0	28	budtmo/docker-android:emulator_9.0	budtmo/docker-android:emulator_9.0_<release_version>
10.0	29	budtmo/docker-android:emulator_10.0	budtmo/docker-android:emulator_10.0_<release_version>
11.0	30	budtmo/docker-android:emulator_11.0	budtmo/docker-android:emulator_11.0_<release_version>
12.0	32	budtmo/docker-android:emulator_12.0	budtmo/docker-android:emulator_12.0_<release_version>
13.0	33	budtmo/docker-android:emulator_13.0	budtmo/docker-android:emulator_13.0_<release_version>
14.0	34	budtmo/docker-android:emulator_14.0	budtmo/docker-android:emulator_14.0_<release_version>
-	-	budtmo/docker-android:genymotion	budtmo/docker-android:genymotion_<release_version>

About


Android in docker solution with noVNC supported and video recording

[#android](#) [#emulator](#) [#docker](#) [#kubernetes](#) [#jenkins](#)
[#aws](#) [#cloud](#) [#azure](#) [#terraform](#) [#selenium](#) [#gcp](#)
[#mobile-app](#) [#novnc](#) [#saltstack](#) [#android-emulator](#)
[#selenium-grid](#) [#mobile-web](#) [#docker-android](#)
[#genymotion](#) [#alibabacloud](#)

-  Readme
-  View license
-  Activity
-  9.9k stars
-  169 watching
-  1.3k forks

Report repository


Releases 93

 v2.11.4-p0 Latest

on Sep 26

+ 92 releases

Sponsor this project


 paypal.me/budtmo

[Learn more about GitHub Sponsors](#)

Packages

No packages published

Contributors 48



+ 34 contributors

Languages



List of Devices

Type	Device Name
Phone	Samsung Galaxy S10
Phone	Samsung Galaxy S9
Phone	Samsung Galaxy S8
Phone	Samsung Galaxy S7 Edge
Phone	Samsung Galaxy S7
Phone	Samsung Galaxy S6
Phone	Nexus 4
Phone	Nexus 5
Phone	Nexus One
Phone	Nexus S
Tablet	Nexus 7

Requirements

1. Docker is installed on your system.

Quick Start

1. If you use **Ubuntu OS** on your host machine, you can skip this step. For **OSX** and **Windows OS** user, you need to use Virtual Machine that support Virtualization with Ubuntu OS because the image can be run under **Ubuntu OS only**.
2. Your machine should support virtualization. To check if the virtualization is enabled is:

```
sudo apt install cpu-checker
kvm-ok
```



3. Run Docker-Android container

```
docker run -d -p 6080:6080 -e EMULATOR_DEVICE="Samsung Galaxy S10" -e WEB_VNC=true --device /dev/kvm --name android-container budtmo/docker-android:emulator_11.0
```



4. Open <http://localhost:6080> to see inside running container.
5. To check the status of the emulator

```
docker exec -it android-container cat device_status
```



Persisting data

The default behaviour is to destroy the emulated device on container restart. To persist data, you need to mount a volume at

```
/home/androidusr : docker run -v data:/home/androidusr budtmo/docker-android:emulator_11.0
```

WSL2 Hardware acceleration (Windows 11 only)

Credit goes to [Guillaume - The Parallel Interface blog](#)

[Microsoft - Advanced settings configuration in WSL](#)

1. Add yourself to the `kvm` usergroup.

```
sudo usermod -a -G kvm ${USER}
```



2. Add necessary flags to `/etc/wsl2.conf` to their respective sections.

```
[boot]
command = /bin/bash -c 'chown -v root:kvm /dev/kvm && chmod 660 /dev/kvm'

[wsl2]
nestedVirtualization=true
```



3. Restart WSL2 via CMD prompt or Powershell

```
wsl --shutdown
```



`command = /bin/bash -c 'chown -v root:kvm /dev/kvm && chmod 660 /dev/kvm'` sets `/dev/kvm` to `kvm` usergroup rather than the default `root` usergroup on WSL2 startup.

Use-Cases

- 1. [Build Android project](#)
- 2. [UI-Test with Appium](#)
- 3. [Control Android emulator on host machine](#)
- 4. [SMS Simulation](#)
- 5. [Jenkins](#)
- 6. [Deploying on cloud \(Azure, AWS, GCP\)](#)

Custom-Configurations

This [document](#) contains information about configurations that can be used to enable some features, e.g. log-sharing, etc.

Genymotion

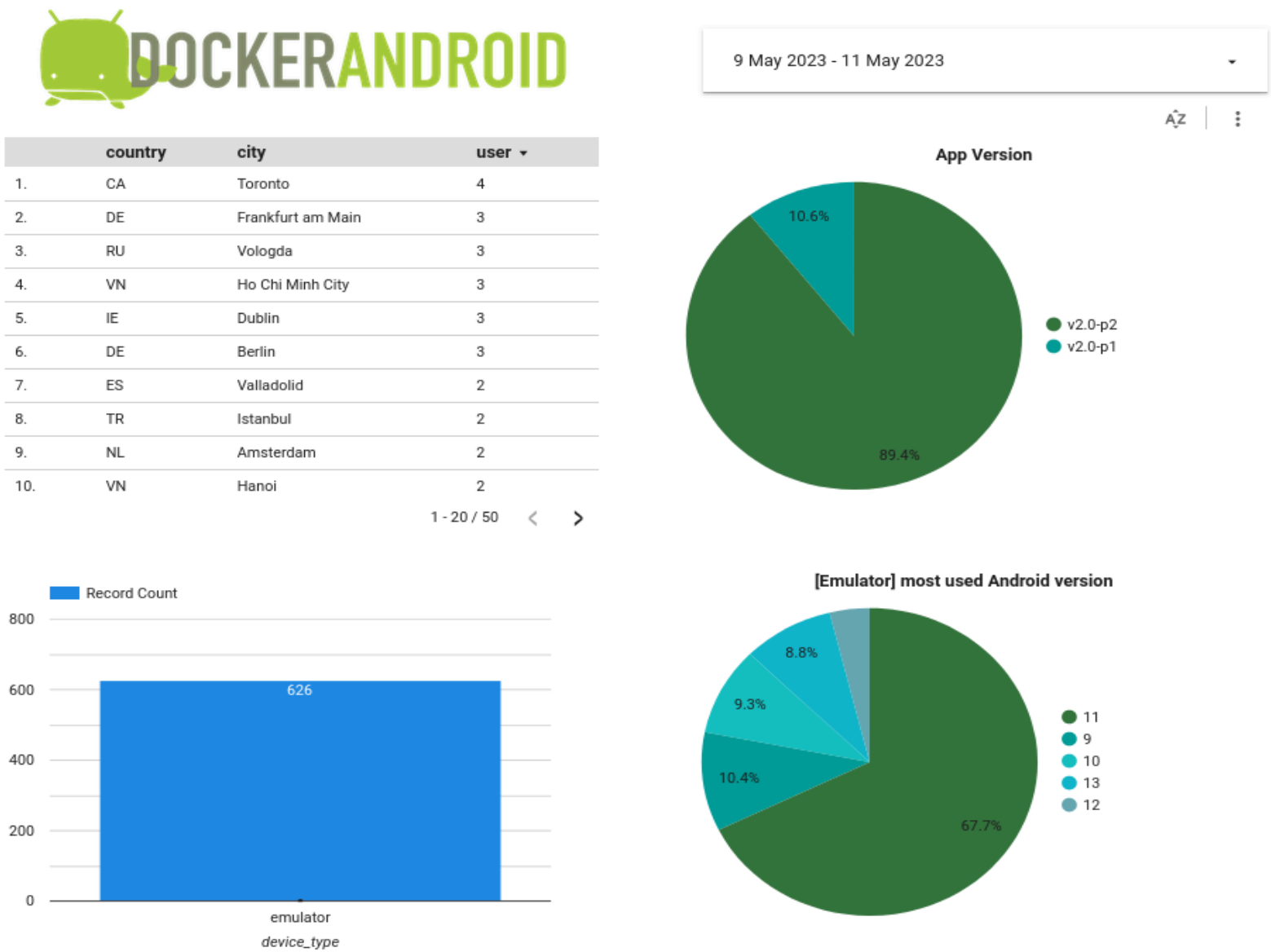


For you who do not have ressources to maintain the simulator or to buy machines or need different device profiles, you can give a try by using [Genymotion SAAS](#). Docker-Android is [integrated with Genymotion](#) on different cloud services, e.g. Genymotion SAAS, AWS, GCP, Alibaba Cloud. Please follow [this document](#) for more detail.

Emulator Skins

The Emulator skins are taken from [Android Studio IDE](#) and [Samsung Developer Website](#)

USERS



PRO VERSION

Due to high requests for help and to be able to actively maintain the projects, the creator has decided to create docker-android-pro. Docker-Android-Pro is a sponsor based project which mean that the docker image of pro-version can be pulled only by [active sponsor](#).

The differences between normal version and pro version are:

Feature	Normal	Pro	Comment
user-behavior-analytics	Yes	No	-
proxy	No	Yes	Set up company proxy on Android emulator on fly
language	No	Yes	Set up language on Android emulator on fly
root-privileged	No	Yes	Able to run command with security privileged
headless-mode	No	Yes	Save resources by using headless mode
Selenium 4.x integration	No	Yes	Running Appium UI-Tests against one (Selenium Hub) endpoint for Android- and iOS emulator(s) / device(s)
multiple Android-Simulators	No	Yes (soon)	Save resources by having multiple Android-Simulators on one docker-container
Google Play Store	No	Yes (soon)	-
Video Recording	No	Yes (soon)	Helpful for debugging

This [document](#) contains detail information about how to use docker-android-pro.

LICENSE